



At great height



**HOLLAND LIFT**  
innovation at great height



# Holland Lift, best investment at great height

## Our mission

Holland Lift develops, manufactures, sells and maintains high quality, innovative scissor lifts. Our objective is to be the preferred supplier and partner to our customers: local and global rental companies and end users, operating scissor lifts with a working height of more than 15 m (49 ft). Holland Lift has a history of providing:

- **Innovation:** We are continuously innovating and focusing our long-term priorities based on our customers' needs.
- **Distinctive Features:** Evident in characteristics such as working height, stability, lifting capacity, quality, safety, reliability and low TCO (total cost of ownership).
- **Customization:** Every machine can be built to customer specifications and they have a service life in excess of 20 years.
- **Userfriendly Service:** Easy to use manuals and parts books; quick and seamless delivery of parts.
- **Focused After-Sales Support:** We have our own personnel in Europe and closely cooperate with dealers in the rest of the world.
- **Professional Staff:** All employees are certified and stay up-to-date on the latest developments in their area of specialisation and put customers' needs first. They maintain a healthy and safe work environment.

## Our vision

It is our goal to continue to be the market leader in providing high quality, innovative scissor lifts with a focus on a working height of more than 15 m (49 ft). The knowledge and experience we gained from over more than 30 years in the business have propelled us to our market leading position. Our continuous focus on innovation, as demonstrated by our Hybrid program and the Narrow Aisle Scissor range, will keep us there and ensures that we will continue to meet the changing requirements of our customers, the market and regulations.

## Holland Lift, innovation at great height

### Unprecedented working height and width

Scissor lifts from Holland Lift offer unique working heights. The Holland Lift HL-340 D30 4WDS/N makes it possible to even work at a height of 34 m (112 ft). In addition, Holland Lift has a Narrow Aisle machine with a width of 1.4 m (4.6 ft) and a working height of 33 m (108 ft). All Holland Lift machines have an extendable platform which supports a maximum load even while the machine is driving at full height.

### Patented Easy Lube system

The Easy Lube system lubricates the most critical points of the Holland Lift machine.

### Patented overload protection system

The patented load measuring system prevents overload of the machine during operation.

## Holland Lift, hybrid at great height

- A single machine to complete the entire project; saving in transport costs.
- Higher utilisation of the machine (indoor and outdoor use).
- If no charging station is available, work can continue on diesel fuel.
- This hybrid configuration results in a 40% reduction in fuel consumption.
- Low maintenance costs due to a robust design and high-quality parts.
- Minimal emissions.
- Low noise level while the electric motor is being used.
- Batteries can be charged by the diesel engine when necessary.

## Holland Lift, safety at great height

Holland Lift machines meet or exceed all necessary safety standards for stability and use. Leading safety and accident prevention experts with an in-depth knowledge of aerial lift safety and stability have established the highest safety standards throughout the entire Holland Lift line.

### Safe according to NEN-EN 280

All of our scissor lifts comply with the NEN-EN 280 standard in terms of design calculations, stability requirements and fabrication safety.

### High quality work experience

The stability of Holland Lift scissor lifts ensures that sustained periods of working at heights are a comfortable experience.

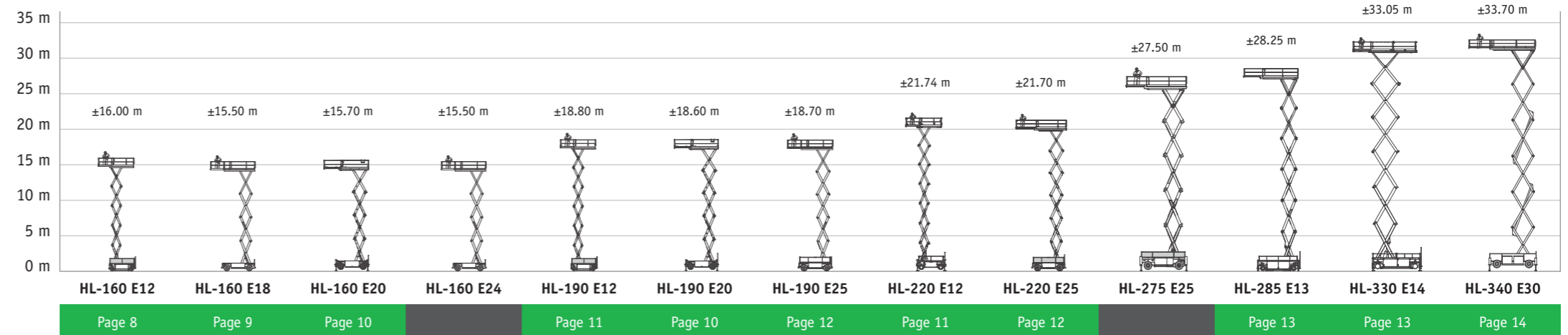
### Pothole protection

In uneven ground conditions, the pothole protection device prevents our lifts from tipping over while moving even when the platform is in an elevated position.

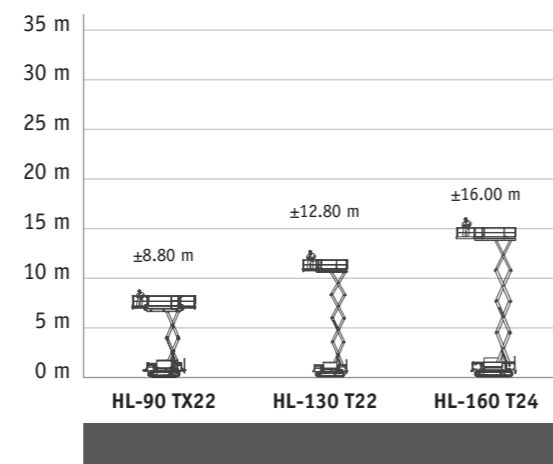
# SELECTION AID



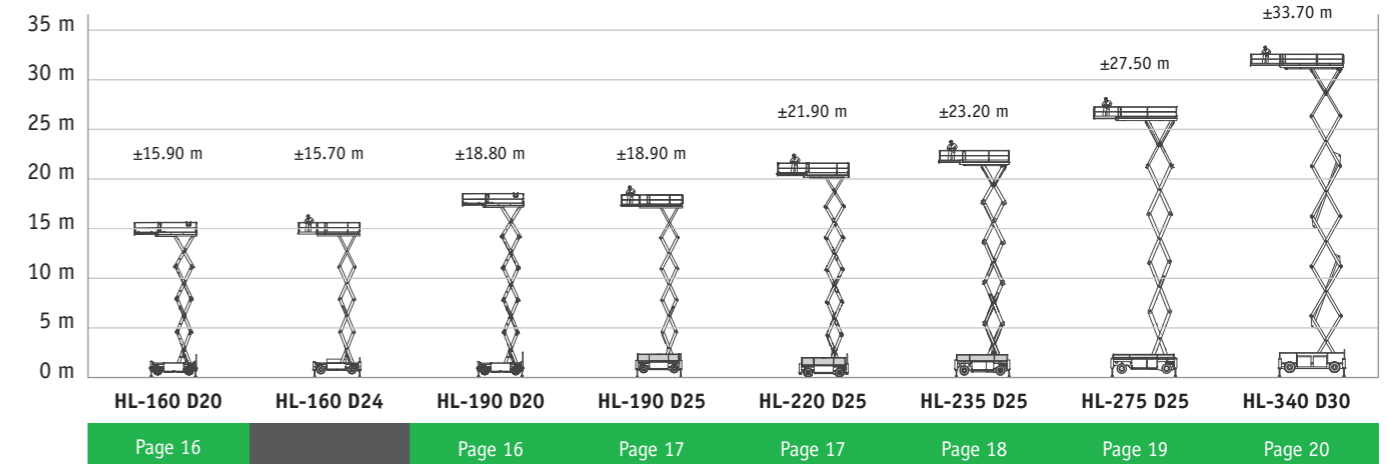
## ELECTRIC



## DIESEL CRAWLER



## DIESEL 4WD




## About the selection aid

This page shows a summary of all scissor lifts supplied by **Holland Lift**. The scissor lifts are classified by working heights and placed in four categories:

- Electric
- Diesel Crawler
- Diesel 4WD
- Hybrid

Below each scissor lift is a link to the page where you will find the full specifications for that scissor lift. The ones without a page number are specials. Please contact our sales department for more information.

## HYBRID
















# ELECTRIC










Our electric scissor lifts have the highest reach in the industry with working heights between 15 m (49 ft) and 34 m (112 ft) and a lifting capacity up to 1.000 kg (2205 lbs). All heights are available in a variety of widths, ranging from 1.2 m (4 ft) to 2.5 m (8 ft).

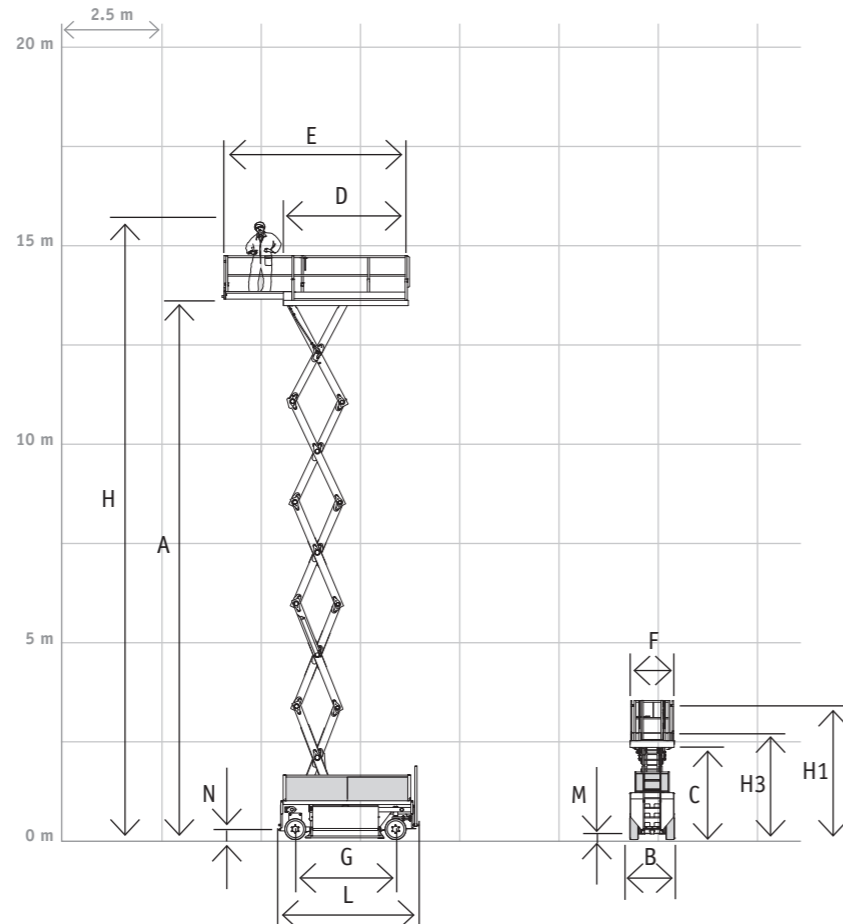
- Suitable for indoor and outdoor jobs
- Working height up to 34 m (112 ft)
- Can be moved with loads while fully extended
- Optional Track and Trace system












H (max.)	Werkhoogte Working height Arbeitshöhe
H* (max.)	Werkhoogte (op stempels) Working height (on outriggers) Arbeitshöhe (auf Stützen)
A (max.)	Max. platformhoogte Max. platform height Max. Plattformhöhe
C (min.)	Min. platformhoogte Min. platform height Min. Plattformhöhe
DxF (min.)	Platform afmetingen (ingeschoven) Platform dimensions (retracted) Plattformgröße (eingeschoben)
ExF (max.)	Platform afmetingen (uitgeschoven) Platform dimensions (extended) Plattformgröße (ausgeschoben)
H1	Transporthoogte Transport height Transporthöhe
H2	Transporthoogte (leuning verwijderd) Transport height (handrail removed) Transporthöhe (Geländer entfernt)
H3	Transporthoogte (leuning neergeklapt) Transport height (handrail folded down) Transporthöhe (Geländer umgeklappt)
LxB	Transportafmetingen Transport dimensions Transportabmessungen
G	Wielbasis Wheel base Radstand
K	Trackbreedte Track width Raupenbreite
M/N	Bodemvrijheid Ground clearance Bodenfreiheit
Ø D	Draaistraal uitwendig Turning radius outside Wenderadius Außen
Ø R	Draaistraal inwendig Turning radius inside Wenderadius Innen
 (max.)	Max. belasting platform (ingeschoven) Capacity main platform Tragfähigkeit Plattformfestteil
 (max.)	Max. belasting platform (uitgeschoven) Capacity roll-out deck Tragfähigkeit Plattformausschub
 (sec.)	Hef-/daaltijd (max. last) Lift-/lower time (max. load) Hebe-/Senkzeit (max. Traglast)
	Rijsnelheid (snel) Driving speed (high) Fahrgeschwindigkeit (schnell)
	Rijsnelheid (langzaam) Driving speed (slow) Fahrgeschwindigkeit (langsam)
	Banden, non marking (volrubber) Tyres, non marking (solid rubber) Reifen, non marking (Vollgummi)
	Banden, tractor, non marking (schuimgevuld) Tyres, tractor, non marking (foamfilled) Reifen, Traktor, non marking (ausgeschäumt)
	Vlakstellen links/rechts (dwars) Levelling left/right (transversal) Quernivellierung (links/rechts)
 (max.)	Max. klimvermogen Gradeability Max. Steigfähigkeit
	Batterijcapaciteit (natte cellen) Batteries (traction acid) Batteriekapazität (Traktion Naßzellen)
	Dieselmotor Diesel engine Dieselmotor
	Hybride Hybrid Hybrid
 KG	Eigengewicht Gross weight Eigengewicht
●	Standaard Standard Standardausüstung
○	Optie Option Option
--	Niet beschikbaar Not available Nicht verfügbar

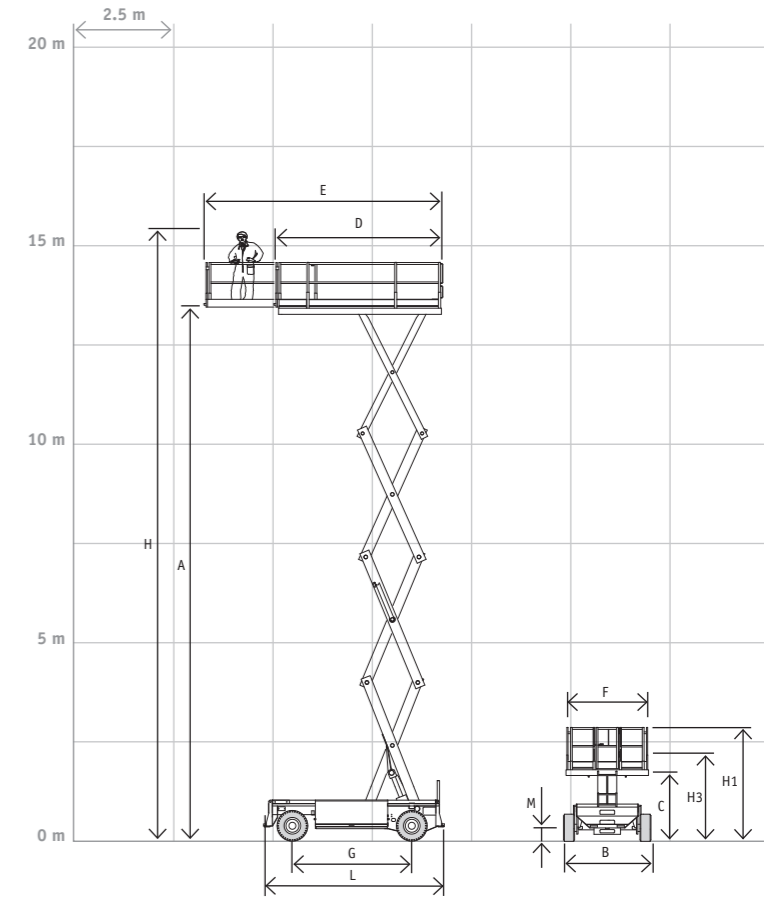
## HL-160 E12

KENMERKEN / FEATURES / MARKMALE	
HL-160 E12	
H (max.)	± 16.00 m
A (max.)	± 14.00 m
C (min.)	2.02 m
DxF (min.)	3.38 x 1.16 m
ExF (max.)	4.88 x 1.16 m
H1	3.18 m
H2	2.43 m
LxB	3.74 x 1.20 m
G	2.67 m
M/N	148 mm/235 mm
∅ D	± 3.92 m
 (max.)	750 kg (2 pers. + 590kg)
 (max.)	750 kg (2 pers. + 590kg)
 (sec.)	74/58 sec.
	2.0 km/h
	0.5 km/h
	22 x 9 x 16
 (max.)	± 25%
	420 Ah/k5/48 V
	7.550 kg



## HL-160 E18










KENMERKEN / FEATURES / MARKMALE	
HL-160 E18	
H (max.)	± 15.50 m
A (max.)	± 13.50 m
C (min.)	± 1.82 m
DxF (min.)	4.26 x 1.78 m
ExF (max.)	6.06 x 1.78 m
H1	3.00 m
H2	2.25 m
LxB	4.64 x 1.80 m
G	3.08 m
M	124 mm
∅ D	± 4.34 m
 (max.)	750 kg (2 pers. + 590kg)
 (max.)	750 kg (2 pers. + 590kg)
 (sec.)	63/44 sec.
	2.3 km/h
	0.5 km/h
	28 x 9 - 15
 (max.)	± 25%
	400 Ah/k5/48 V
	7.280 kg

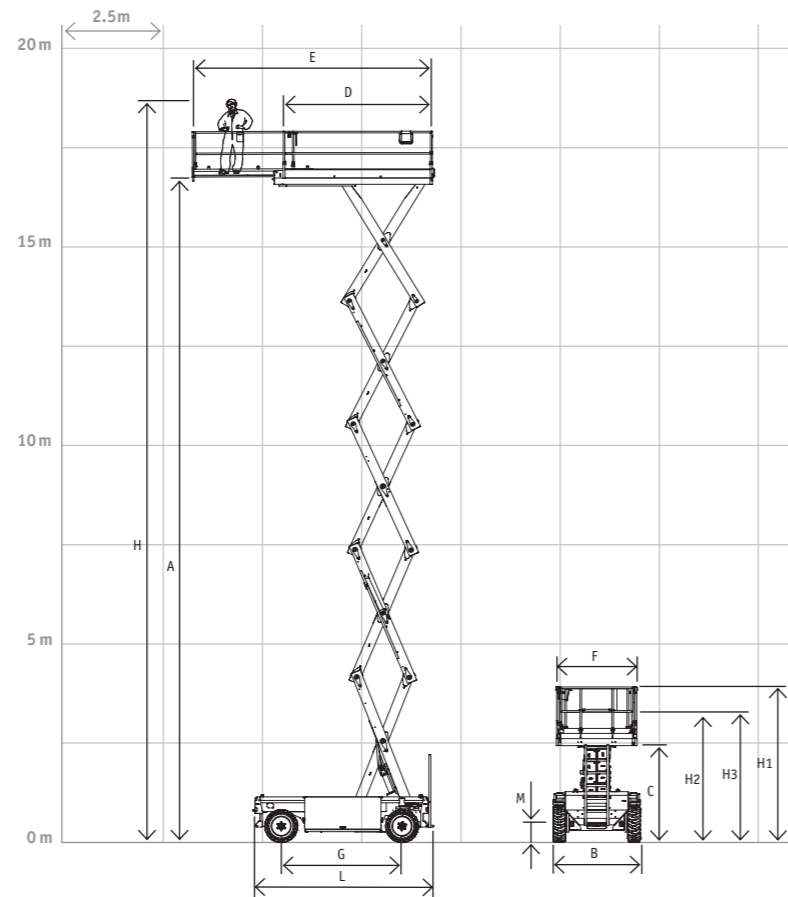


NETERLANDS	ENGLISH	DEUTSCH	
<b>OPTIES</b>	<b>OPTIONS</b>	<b>OPTIONEN</b>	
Besturing met snelsluitstekker	Controlbox with quick disconnect	Plattformsteuerung mit Schnellstecker	●
Urenteller	Hourmeter	Stundenzähler	●
230V voorziening op platform	230V supply on platform	230V Versorgung an der Plattform	●
Lader (hoogfrequent)	Charger (high frequency)	Ladegerät (Hochfrequenz)	●
Rijden op volle hoogte	Driving at full height	Fahren in voller Höhe	●
Rijden, proportioneel	Driving, proportional	Fahren, proportional	●
Sperfunctie	Differential lock	Differentialsperre	●
Smeersysteem (Easy Lube, Auto Lube)	Lubrication system (Easy Lube, Auto Lube)	Schmiersystem (Easy Lube, Auto Lube)	○
<b>VEILIGHEIDSVORZIENINGEN</b>	<b>SAFETY FEATURES</b>	<b>SICHERHEITSEINRICHTUNGEN</b>	
Beschermhek	Scissor skirt	Schutzgitter	--
Daalbeveiliging	Descent safety	Senkschutz	●
Flitslampen	Flashing beacons	Blinkleuchten	○
Rij-alarm (akoestisch)	Drive alarm	Fahrwarnung (akustisch)	●
Nooddaalvoorziening	Emergency descent	Notsenkvorrichtung	●
<b>TOEPASSING</b>	<b>APPLICATION</b>	<b>ANWENDUNG</b>	
Voor gebruik in gesloten ruimten	Indoors	In geschlossenen Räumen	●
Voor gebruik buiten	Outdoors	Im Freien	--
Toelaatbare min. omgevingstemperatuur	Certified min. temperature	Zul. Tiefsttemperatur	-15°C










NETERLANDS	ENGLISH	DEUTSCH	
<b>OPTIES</b>	<b>OPTIONS</b>	<b>OPTIONEN</b>	
Besturing met snelsluitstekker	Controlbox with quick disconnect	Plattformsteuerung mit Schnellstecker	●
Urenteller	Hourmeter	Stundenzähler	●
Lader (hoogfrequent)	Charger (high frequency)	Ladegerät (Hochfrequenz)	●
230V voorziening op platform	230V supply on platform	230V Versorgung an der Plattform	●
Rijden op volle hoogte	Driving at full height	Fahren in voller Höhe	--
Rijden, proportioneel	Driving, proportional	Fahren, proportional	●
Sperfunctie	Differential lock	Differentialsperre	●
Smeersysteem (Easy Lube, Auto Lube)	Lubrication system (Easy Lube, Auto Lube)	Schmiersystem (Easy Lube, Auto Lube)	○
<b>VEILIGHEIDSVORZIENINGEN</b>	<b>SAFETY FEATURES</b>	<b>SICHERHEITSEINRICHTUNGEN</b>	
Beschermhek	Scissor skirt	Schutzgitter	--
Daalbeveiliging	Descent safety	Senkschutz	●
Flitslampen	Flashing beacons	Blinkleuchten	●
Rij-alarm (akoestisch)	Drive alarm	Fahrwarnung (akustisch)	●
Nooddaalvoorziening	Emergency descent	Notsenkvorrichtung	●
<b>TOEPASSING</b>	<b>APPLICATION</b>	<b>ANWENDUNG</b>	
Voor gebruik in gesloten ruimten	Indoors	In geschlossenen Räumen	●
Voor gebruik buiten	Outdoors	Im Freien	--
Toelaatbare min. omgevingstemperatuur	Certified min. temperature	Zul. Tiefsttemperatur	-15°C

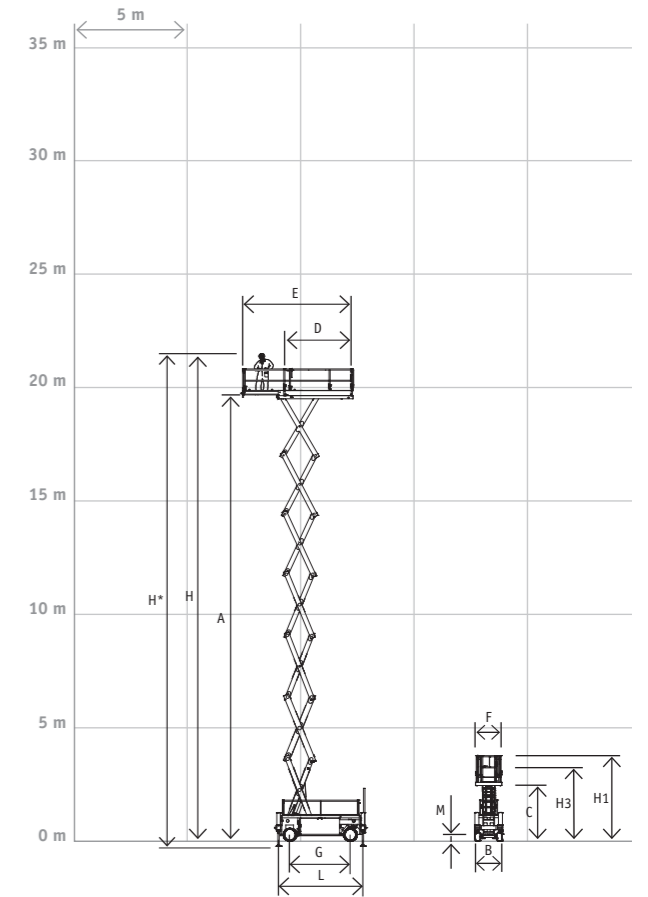
# HL-160 E20 / HL-190 E20

KENMERKEN / FEATURES / MARKMALE		
	HL-160 E20	HL-190 E20
H (max.)	± 15.70 m	± 18.60 m
A (max.)	± 13.70 m	± 16.60 m
C (min.)	± 2.10 m	± 2.36 m
DxF (min.)	4.07 x 1.85 m	4.07 x 1.85 m
ExF (max.)	6.07 x 1.85 m	6.07 x 1.85 m
H1	3.26 m	3.53 m
H2	2.45 m	2.72 m
H3	2.49 m	2.76 m
LxB	4.57 x 2.0 m	4.57 x 2.0 m
G	3.05 m	3.05 m
M	244 mm	244 mm
Ø D	± 4.03 m	± 4.03 m
Ø R	± 0.00 m	± 0.00 m
 (max.)	750 kg (2 pers. + 590kg)	550 kg (2 pers. + 390kg)
 (max.)	750 kg (2 pers. + 590kg)	550 kg (2 pers. + 390kg)
 (dec.)	52/43 sec.	62/53 sec.
	3.6 km/h	3.6 km/h
	0.4 km/h	0.4 km/h
	33 x 12 - 20	33 x 12 - 20
 (max.)	± 25%	± 25%
	420 Ah/k5/48 V	420 Ah/k5/48 V
	7.760 kg	8.660 kg



# HL-190 E12 / HL-220 E12










KENMERKEN / FEATURES / MARKMALE			
	HL-190 E12	HL-220 E12	HL-220 E12 N
H (max.)	± 18.80 m	± 21.50 m	± 21.50 m
H* (max.)	--	--	± 21.74 m
A (max.)	± 16.80 m	± 19.50 m	± 19.50 m
C (min.)	± 2.24 m	± 2.58 m	± 2.58 m
DxF (min.)	3.38 x 1.16 m	3.38 x 1.16 m	3.38 x 1.16 m
ExF (max.)	4.88 x 1.36 m	4.88 x 1.36 m	4.88 x 1.36 m
H1	3.40 m	3.74 m	3.74 m
H3	2.65 m	3.01 m	3.01 m
LxB	3.74 x 1.20 m	4.05 x 1.26 m	4.05 x 1.26 m
G	2.67 m	2.67 m	2.67 m
M/N	148 mm/235 mm	148 mm/235 mm	148 mm/235 mm
Ø D	± 3.92 m	± 00 0	± 00 0
 (max.)	500 kg (2 pers. + 340kg)	500 kg (2 pers. + 340kg)	500 kg (2 pers. + 340kg)
 (max.)	500 kg (2 pers. + 340kg)	500 kg (2 pers. + 340kg)	500 kg (2 pers. + 340kg)
 (dec.)	74/53 sec.	90/55 sec.	90/55 sec.
	2.0 km/h	2.0 km/h	2.0 km/h
	0.5 km/h	0.5 km/h	0.5 km/h
	22 x 9 x 16	22 x 9 x 16	22 x 9 x 16
 (max.)	± 25%	± 20%	± 20%
	420 Ah/k5/48 V	500 Ah/k5/48 V	500 Ah/k5/48 V
	7.985 kg	9.800 kg	9.800 kg

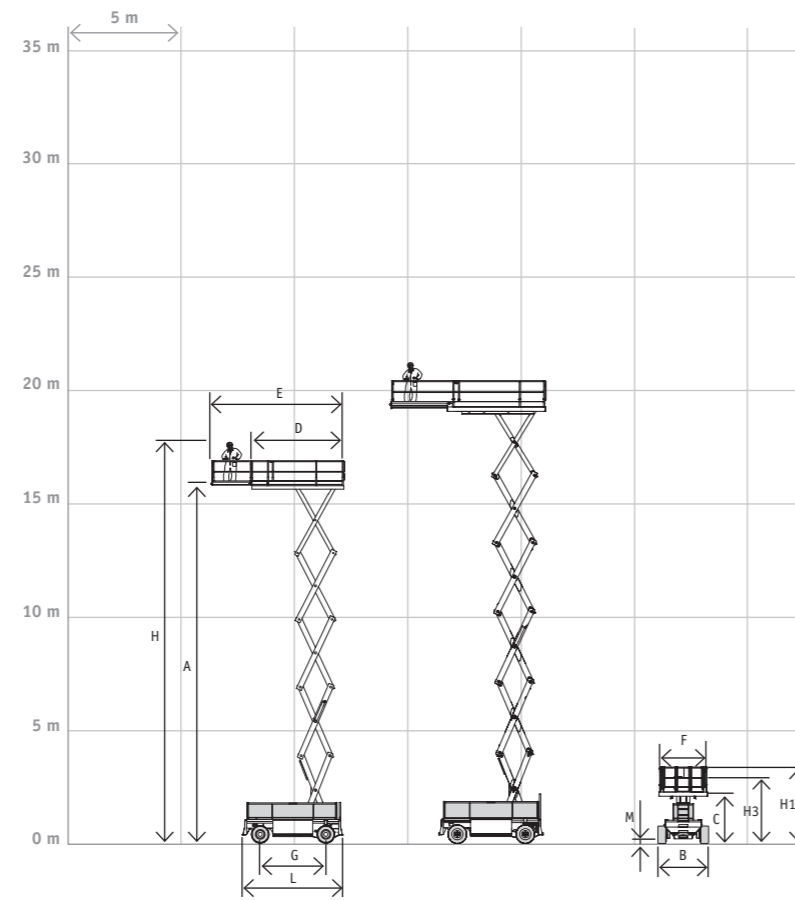


NETERLANDS	ENGLISH	DEUTSCH		
<b>OPTIES</b>	<b>OPTIONS</b>	<b>OPTIONEN</b>		
Besturing met snelsluitstekker	Controlbox with quick disconnect	Plattformsteuerung mit Schnellstecker	●	●
Urenteller	Hourmeter	Stundenzähler	●	●
Lader (hoogfrequent)	Charger (high frequency)	Ladegerät (Hochfrequenz)	●	●
230V voorziening op platform	230V supply on platform	230V Versorgung an der Plattform	●	●
Generator 230V	Generator 230V	Generator 230V	○	○
Rijden op volle hoogte	Driving at full height	Fahren in voller Höhe	●	●
Rijden, proportioneel	Driving, proportional	Fahren, proportional	●	●
Heffen, proportioneel	Lifting, proportional	Heben, proportional	●	●
Sperfunctie	Differential lock	Differentialsperre	●	●
Vierwiel aandrijving (4WD)	Fourwheel drive (4WD)	Allradantrieb (4WD)	○	○
Pendelas (P)	Oscillating axle (P)	Pendelachse (P)	○	○
Nivelleerstempels (N)	Levelling jacks (N)	Nivellierstützen (N)	○	○
Smeersysteem (Easy Lube, Auto Lube)	Lubrication system (Easy Lube, Auto Lube)	Schmiersystem (Easy Lube, Auto Lube)	○	○
<b>VEILIGHEIDSVORZIENINGEN</b>	<b>SAFETY FEATURES</b>	<b>SICHERHEITSEINRICHTUNGEN</b>		
Beschermhek	Scissor skirt	Schutzgitter	--	--
Daalbeveiliging	Descent safety	Senkschutz	●	●
Flitslampen	Flashing beacons	Blinkleuchten	●	●
Rij-alarm (akoestisch)	Drive alarm	Fahrwarnung (akustisch)	●	●
Nooddalvoorziening	Emergency descent	Notsenkvorrichtung	●	●
<b>TOEPASSING</b>	<b>APPLICATION</b>	<b>ANWENDUNG</b>		
Voor gebruik in gesloten ruimten	Indoors	In geschlossenen Räumen	●	●
Voor gebruik buiten	Outdoors	Im Freien	●	●
Toelaatbare min. omgevingstemperatuur	Certified min. temperature	Zul. Tiefsttemperatur	-15°C	-15°C










NETERLANDS	ENGLISH	DEUTSCH			
<b>OPTIES</b>	<b>OPTIONS</b>	<b>OPTIONEN</b>			
Besturing met snelsluitstekker	Controlbox with quick disconnect	Plattformsteuerung mit Schnellstecker	●	●	●
Urenteller	Hourmeter	Stundenzähler	●	●	●
Lader (hoogfrequent)	Charger (high frequency)	Ladegerät (Hochfrequenz)	●	●	●
230V voorziening op platform	230V supply on platform	230V Versorgung an der Plattform	●	●	●
Rijden op volle hoogte	Driving at full height	Fahren in voller Höhe	●	●	●
Rijden, proportioneel	Driving, proportional	Fahren, proportional	●	●	●
Sperfunctie	Differential lock	Differentialsperre	●	●	●
Smeersysteem Easy Lube	Lubrication system Easy Lube	Schmiersystem Easy Lube	○	●	●
Smeersysteem Auto Lube	Lubrication system Auto Lube	Schmiersystem Auto Lube	○	○	○
Nivelleerstempels (N)	Levelling jacks (N)	Nivellierstützen (N)	●	○	●
<b>VEILIGHEIDSVORZIENINGEN</b>	<b>SAFETY FEATURES</b>	<b>SICHERHEITSEINRICHTUNGEN</b>			
Beschermhek	Scissor skirt	Schutzgitter	●	●	●
Daalbeveiliging	Descent safety	Senkschutz	●	●	●
Flitslampen	Flashing beacons	Blinkleuchten	○	○	○
Rij-alarm (akoestisch)	Drive alarm	Fahrwarnung (akustisch)	●	●	●
Nooddalvoorziening	Emergency descent	Notsenkvorrichtung	●	●	●
<b>TOEPASSING</b>	<b>APPLICATION</b>	<b>ANWENDUNG</b>			
Voor gebruik in gesloten ruimten	Indoors	In geschlossenen Räumen	●	●	●
Voor gebruik buiten	Outdoors	Im Freien	--	--	●
Toelaatbare min. omgevingstemperatuur	Certified min. temperature	Zul. Tiefsttemperatur	-15°C	-15°C	-15°C

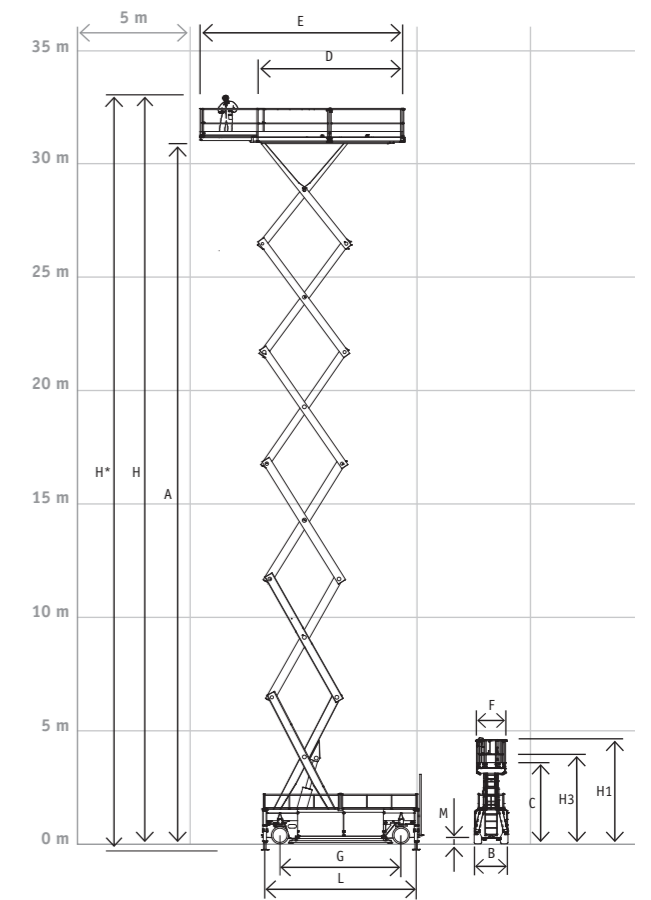
# HL-190 E25 / HL-220 E25

KENMERKEN / FEATURES / MARKMALE		
	HL-190 E25	HL-220 E25
H (max.)	± 18,70 m	± 21,70 m
A (max.)	± 16,70 m	± 19,70 m
C (min.)	2,23 m	2,49 m
DxF (min.)	4,50 x 2,30 m	4,50 x 2,30 m
ExF (max.)	7,00 x 2,30 m	7,00 x 2,30 m
H1	3,39 m	3,65 m
H3	2,62 m	2,88 m
LxB	4,74 x 2,44 m	4,74 x 2,44 m
G	3,08 m	3,08 m
M	165 mm	165 mm
∅ D	± 4,90 m	± 4,90 m
 (max.)	1000 kg (4 pers. + 680kg)	750 kg (4 pers. + 430kg)
 (max.)	1000 kg (4 pers. + 680kg)	750 kg (4 pers. + 430kg)
 (dec.)	74/70 sec.	91/80 sec.
	2,0 km/h	2,0 km/h
	0,5 km/h	0,5 km/h
	33 x 15,5 - 16,5	33 x 15,5 - 16,5
 (max.)	± 25%	± 25%
	540 Ah/k5/48 V	630 Ah/k5/48 V
	10.910 kg	11.670 kg



# HL-285 E13 / HL-330 E14










KENMERKEN / FEATURES / MARKMALE			
	HL-285 E13 4WDS	HL-285 E13 4WDS/N	HL-330 E14 4WDS/N
H (max.)	± 28.20 m	± 28.20 m	± 33.00 m
H* (max.)	--	± 28.25 m	± 33.05 m
A (max.)	± 26.20 m	± 26.20 m	± 31.00 m
C (min.)	± 2.95 m	± 2.95 m	± 3.11 m
DxF (min.)	5.21 x 1.30 m	5.21 x 1.30 m	6.40 x 1.20 m
ExF (max.)	7.41 x 1.30 m	7.41 x 1.30 m	8.40 x 1.20 m
H1	4.10 m	4.10 m	4.28 m
H3	± 3.21 m	± 3.21 m	± 3.20 m
LxB	5.60 x 1.32 m	5.60 x 1.32 m	6.60 x 1.40 m
G	4.19 m	4.19 m	4.99 m
M	175 mm	175 mm	210 mm
∅ D	± 3.45 m	± 3.60 m	± 4.04 m
 (max.)	750 kg (2 pers. + 590kg)	750 kg (2 pers. + 590kg)	600 kg (2 pers. + 440kg)
 (max.)	750 kg (2 pers. + 590kg)	750 kg (2 pers. + 590kg)	600 kg (2 pers. + 440kg)
 (dec.)	156/126 sec.	156/126 sec.	168/140 sec.
	2.3 km/h	2.3 km/h	2.8 km/h
	0.5 km/h	0.5 km/h	0.5 km/h
	28 x 10 x 22	28 x 10 x 22	28 x 12 x 22
 (max.)	± 25%	± 25%	± 25%
	1150 Ah/k5/48 V	1150 Ah/k5/48 V	840 Ah/k5/80 V
	18.770 kg	19.370 kg	23.950 kg

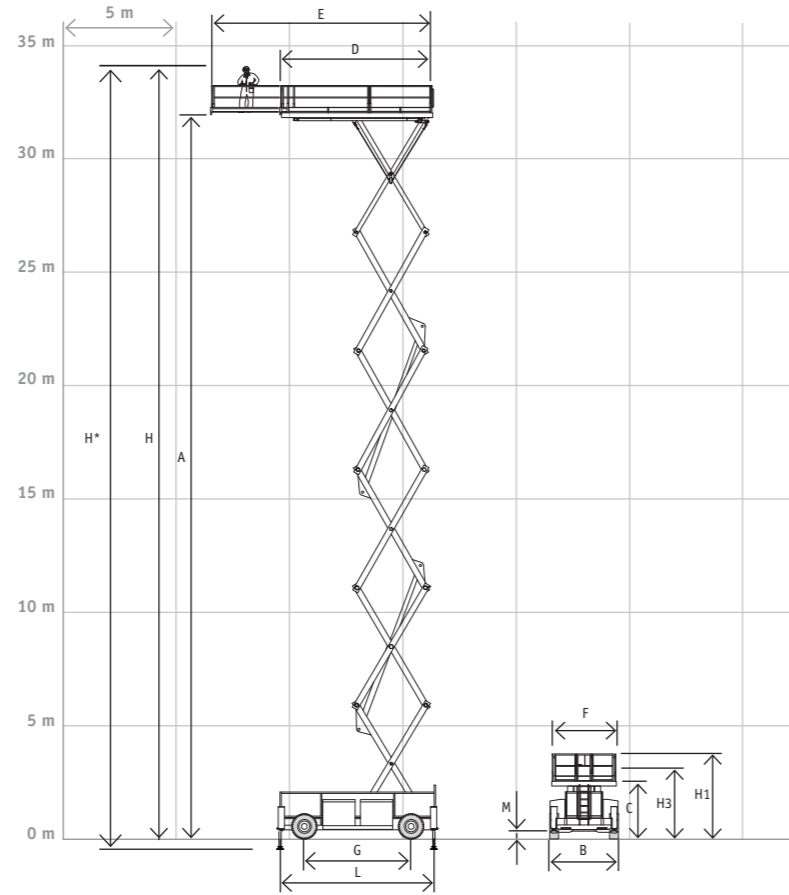


NETERLANDS	ENGLISH	DEUTSCH		
<b>OPTIES</b>	<b>OPTIONS</b>	<b>OPTIONEN</b>		
Besturing met snelsluitstekker	Controlbox with quick disconnect	Plattformsteuerung mit Schnellstecker	●	●
Urenteller	Hourmeter	Stundenzähler	●	●
Lader (hoogfrequent)	Charger (high frequency)	Ladegerät (Hoghfrequenz)	●	●
230V voorziening op platform	230V supply on platform	230V Versorgung an der Plattform	●	●
Rijden op volle hoogte	Driving at full height	Fahren in voller Höhe	●	●
Rijden, proportioneel	Driving, proportional	Fahren, proportional	●	●
Sperfunctie	Differential lock	Differentialsperre	●	●
Smeersysteem Easy Lube	Lubrication system Easy Lube	Schmiersystem Easy Lube	○	●
Smeersysteem Auto Lube	Lubrication system Auto Lube	Schmiersystem Auto Lube	○	○
<b>VEILIGHEIDSVORZIENINGEN</b>	<b>SAFETY FEATURES</b>	<b>SICHERHEITSEINRICHTUNGEN</b>		
Beschermhek	Scissor skirt	Schutzgitter	●	●
Daalbeveiliging	Descent safety	Senkschutz	--	--
Flitslampen	Flashing beacons	Blinkleuchten	○	○
Rij-alarm (akoestisch)	Drive alarm	Fahrwarnung (akustisch)	●	●
Nooddaalvoorziening	Emergency descent	Notsenkvorrichtung	●	●
<b>TOEPASSING</b>	<b>APPLICATION</b>	<b>ANWENDUNG</b>		
Voor gebruik in gesloten ruimten	Indoors	In geschlossenen Räumen	●	●
Voor gebruik buiten	Outdoors	Im Freien	●	●
Toelaatbare min. omgevingstemperatuur	Certified min. temperature	Zul. Tiefsttemperatur	-15°C	-15°C

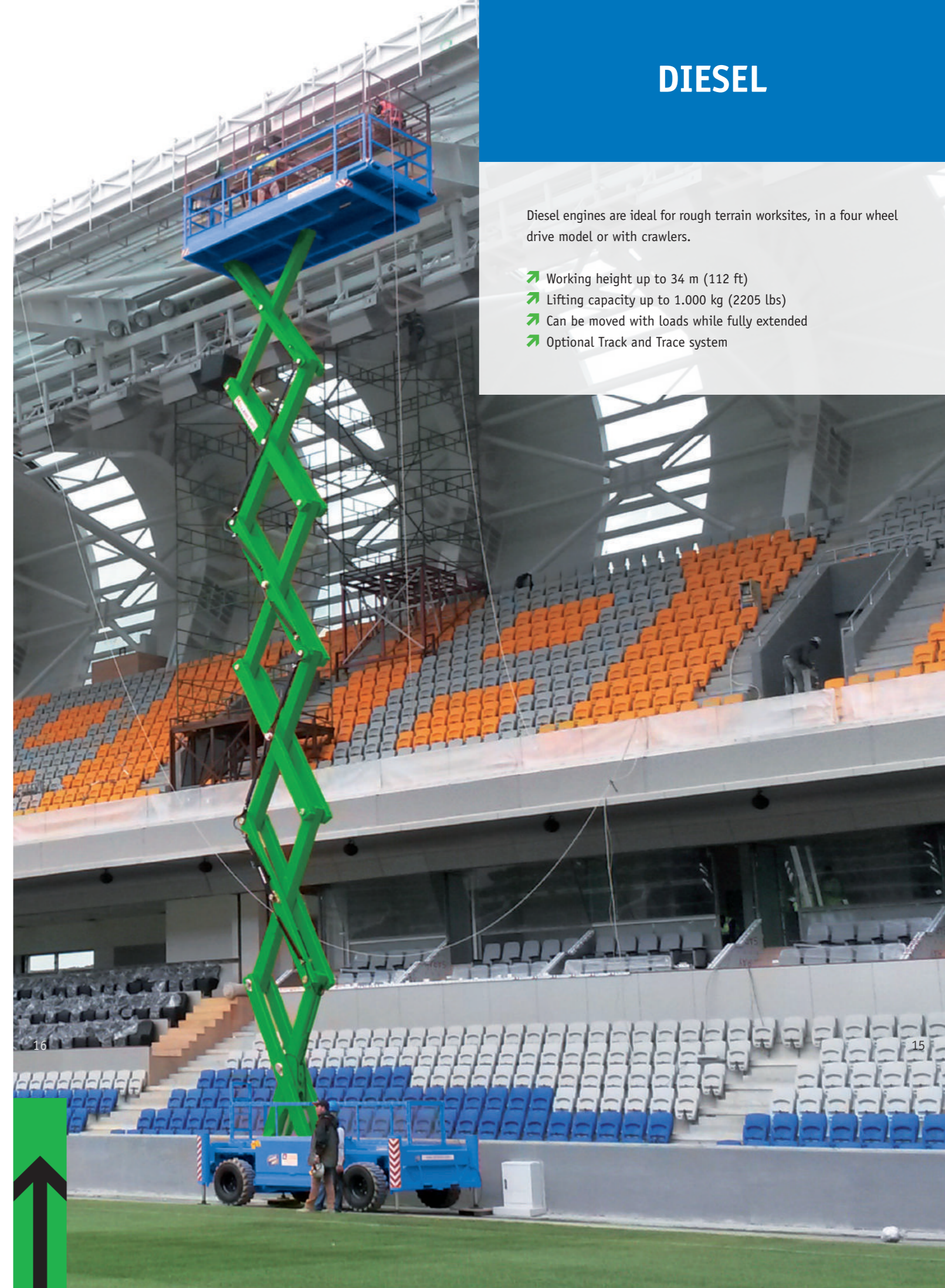
NETERLANDS	ENGLISH	DEUTSCH			
<b>OPTIES</b>	<b>OPTIONS</b>	<b>OPTIONEN</b>			
Besturing met snelsluitstekker	Controlbox with quick disconnect	Plattformsteuerung mit Schnellstecker	●	●	●
Urenteller	Hourmeter	Stundenzähler	●	●	●
230V voorziening op platform	230V supply on platform	230V Versorgung an der Plattform	●	●	●
Omvormer 230V	Converter 230V	Umformer 230V	○	○	○
Rijden op volle hoogte	Driving at full height	Fahren in voller Höhe	●	●	●
Rijden, proportioneel	Driving, proportional	Fahren, proportional	●	●	●
Heffen, proportioneel	Lifting, proportional	Heben, proportional	●	●	●
Sperfunctie	Differential lock	Differentialsperre	●	●	●
Vierwielaandrijving (4WD)	Four wheel drive (4WD)	Allradantrieb (4WD)	●	●	●
Vierwielstuur (S)	Four wheel steering (S)	Allradlenkung (S)	●	●	●
Nivelleerstempels (N)	Levelling jacks (N)	Nivellierstützen (N)	--	●	●
Smeersysteem Easy Lube	Lubrication system Easy Lube	Schmiersystem Easy Lube	●	●	●
Smeersysteem Auto Lube	Lubrication system Auto Lube	Schmiersystem Auto Lube	○	○	○
<b>VEILIGHEIDSVORZIENINGEN</b>	<b>SAFETY FEATURES</b>	<b>SICHERHEITSEINRICHTUNGEN</b>			
Beschermhek	Scissor skirt	Schutzgitter	●	●	●
Daalbeveiliging	Descent safety	Senkschutz	--	--	--
Flitslampen	Flashing beacons	Blinkleuchten	○	○	○
Rij-alarm (akoestisch)	Drive alarm	Fahrwarnung (akustisch)	●	●	●
Nooddaalvoorziening	Emergency descent	Notsenkvorrichtung	●	●	●
<b>TOEPASSING</b>	<b>APPLICATION</b>	<b>ANWENDUNG</b>			
Voor gebruik in gesloten ruimten	Indoors	In geschlossenen Räumen	●	●	●
Voor gebruik buiten	Outdoors	Im Freien	--	●	●
Toelaatbare min. omgevingstemperatuur	Certified min. temperature	Zul. Tiefsttemperatur	-15°C	-15°C	-15°C

## KENMERKEN / FEATURES / MARKMALE

	HL-340 E30 4WDS/N
H (max.)	± 33.50 m
H* (max.)	± 33.70 m
A (max.)	± 31.50 m
C (min.)	± 2.47 m
DxF (min.)	6.66 x 2.80 m
ExF (max.)	9.66 x 2.80 m
H1	3.63 m
H3	2.87 m
LxB	7.02 x 2.98 m
G	4.63 m
M	360 mm
∅ D	± 7.70 m
 (max.)	1.000 kg (4 pers. + 680kg)
 (max.)	1.000 kg (4 pers. + 680kg)
 (sec.)	180/240 sec.
	1.8 km/h
	0.5 km/h
	15 x 22,5
 (max.)	± 22%
	1550 Ah/k5/80 V
	34.850 kg



NEDERLANDS	ENGLISH	DEUTSCH	
<b>OPTIES</b>	<b>OPTIONS</b>	<b>OPTIONEN</b>	
Besturing met snelsluitstekker	Controlbox with quick disconnect	Plattformsteuerung mit Schnellstecker	●
Urenteller	Hourmeter	Stundenzähler	●
230V voorziening op platform	230V supply on platform	230V Versorgung an der Plattform	●
Omvormer 230V	Converter 230V	Umformer 230V	○
Rijden op volle hoogte	Driving at full height	Fahren in voller Höhe	●
Rijden, proportioneel	Driving, proportional	Fahren, proportional	●
Heffen, proportioneel	Lifting, proportional	Heben, proportional	●
Sperfunctie	Differential lock	Differentialsperre	●
Vierwiel aandrijving (4WD)	Four wheel drive (4WD)	Allradantrieb (4WD)	●
Vierwielstuur (S)	Four wheel steering (S)	Allradlenkung (S)	●
Nivelleerstempels (N)	Levelling jacks (N)	Nivellierstützen (N)	●
Smeersysteem Auto Lube	Lubrication system Auto Lube	Schmiersystem Auto Lube	●
<b>VEILIGHEIDSVORZIENINGEN</b>	<b>SAFETY FEATURES</b>	<b>SICHERHEITSEINRICHTUNGEN</b>	
Beschermhek	Scissor skirt	Schutzgitter	●
Daalbeveiliging	Descent safety	Senkschutz	--
Rij-alarm (akoestisch) + zwaailichten	Drive alarm + rotating beacon	Fahrwarnung (akustisch) + rundumleuchte	●
Nooddaalvoorziening	Emergency descent	Notsenkvorrichtung	●
<b>TOEPASSING</b>	<b>APPLICATION</b>	<b>ANWENDUNG</b>	
Voor gebruik in gesloten ruimten	Indoors	In geschlossenen Räumen	●
Voor gebruik buiten	Outdoors	Im Freien	●
Toelaatbare min. omgevingstemperatuur	Certified min. temperature	Zul. Tiefsttemperatur	-15°C



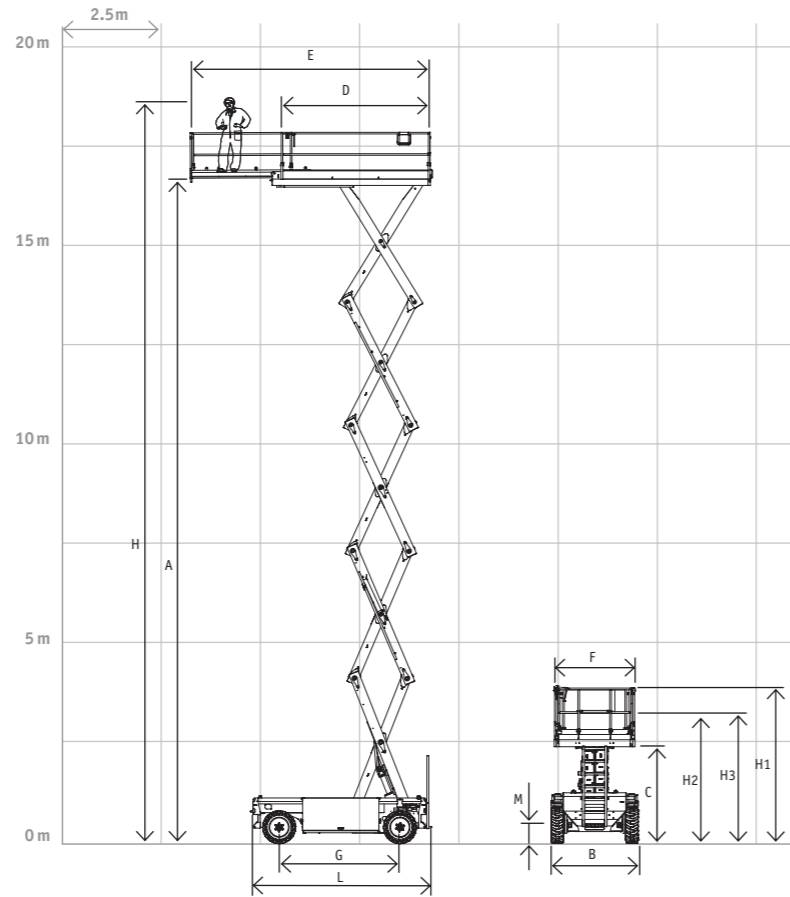
Diesel engines are ideal for rough terrain worksites, in a four wheel drive model or with crawlers.

- Working height up to 34 m (112 ft)
- Lifting capacity up to 1.000 kg (2205 lbs)
- Can be moved with loads while fully extended
- Optional Track and Trace system



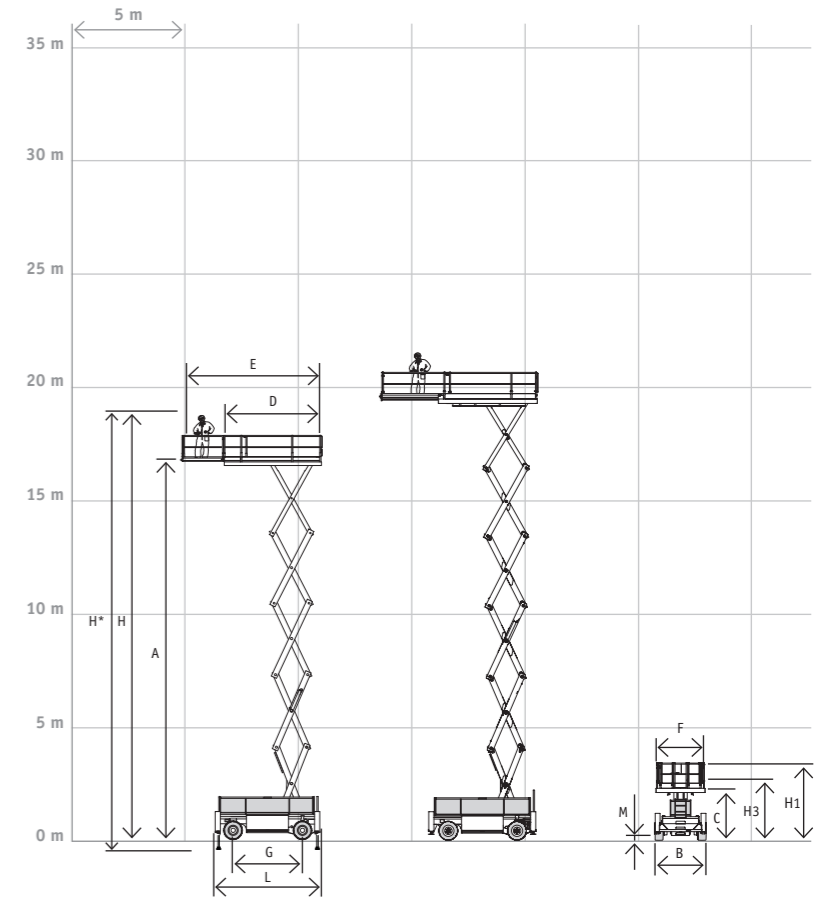
# HL-160 D20 / HL-190 D20

KENMERKEN / FEATURES / MARKMALE		
	HL-160 D20 4WD/P/N	HL-190 D20 4WD/P/N
H (max.)	± 15.70 m - 15.90 m (N)	± 18.60 m - 18.80 m (N)
A (max.)	± 13.70 m - 13.90 m (N)	± 16.60 m - 16.80 m (N)
C (min.)	± 2.10 m	± 2.36 m
DxF (min.)	4.07 x 1.85 m	4.07 x 1.85 m
ExF (max.)	6.07 x 1.85 m	6.07 x 1.85 m
H1	3.26 m	3.53 m
H2	2.45 m	2.72 m
H3	2.49 m	2.76 m
LxB	4.57 - 4.67 (N) x 2.0 m	4.57 - 4.67 (N) x 2.0 m
G	3.05 m	3.05 m
M	244 mm	244 mm
∅ D	± 4.03 m - 4.21 m (N)	± 4.03 m - 4.21 m (N)
∅ R	± 0.00 m	± 0.00 m
	750 kg (2 pers. + 590kg)	550 kg (2 pers. + 390kg)
	750 kg (2 pers. + 590kg)	550 kg (2 pers. + 390kg)
	52/43 sec.	62/53 sec.
	3.0 km/h	3.0 km/h
	1.2 km/h (≤ 8m)	1.2 km/h (≤ 8m)
	33 x 12 - 20	33 x 12 - 20
	± 25%	± 25%
	Diesel 18.5 kW	Diesel 18.5 kW
	8.240 kg	9.170 kg



# HL-190 D25 / HL-220 D25

KENMERKEN / FEATURES / MARKMALE		
	HL-190 D25 4WD/P/N	HL-220 D25 4WD/P/N
H (max.)	± 18.70 m	± 21.70 m
H* (max.)	± 18.90 m	± 21.90 m
A (max.)	± 16.70 m	± 19.70 m
C (min.)	2.23 m	2.49 m
DxF (min.)	4.50 x 2.30 m	4.50 x 2.30 m
ExF (max.)	7.00 x 2.30 m	7.00 x 2.30 m
H1	3.39 m	3.65 m
H3	2.62 m	2.88 m
LxB	4.84 x 2.44 m	4.84 x 2.44 m
G	3.08 m	3.08 m
M	165 mm	165 mm
∅ D	± 4.90 m	± 4.90 m
	1.000 kg (4 pers. + 680kg)	750 kg (4 pers. + 430kg)
	1.000 kg (4 pers. + 680kg)	750 kg (4 pers. + 430kg)
	70/75 sec.	85/85 sec.
	2.6 km/h	2.6 km/h
	0.5 km/h	0.5 km/h
	33 x 15.5 - 16.5	33 x 15.5 - 16.5
	± 30%	± 30%
	Diesel 42 kW	Diesel 42 kW
	11.390 kg	11.990 kg



NETERLANDS	ENGLISH	DEUTSCH		
OPTIES	OPTIONS	OPTIONEN		
Besturing met snelsluitstekker	Controlbox with quick disconnect	Plattformsteuerung mit Schnellstecker	●	●
Urenteller	Hourmeter	Stundenzähler	●	●
230V voorziening op platform	230V supply on platform	230V Versorgung an der Plattform	●	●
Generator 230V	Generator 230V	Generator 230V	○	○
Rijden op volle hoogte	Driving at full height	Fahren in voller Höhe	●	●
Rijden, proportioneel	Driving, proportional	Fahren, proportional	●	●
Heffen, proportioneel	Lifting, proportional	Heben, proportional	●	●
Sperfunctie	Differential lock	Differentialsperre	●	●
Vierwiel aandrijving (4WD)	Four wheel drive (4WD)	Allradantrieb (4WD)	●	●
Pendelas (P)	Oscillating jacks (P)	Pendelachse (P)	●	●
Nivelleerstempels (N)	Levelling jacks (N)	Nivellierstützen (N)	●	●
Smeersysteem Easy Lube	Lubrication system Easy Lube	Schmiersystem Easy Lube	○	○
Smeersysteem Auto Lube	Lubrication system Auto Lube	Schmiersystem Auto Lube	○	○

NETERLANDS	ENGLISH	DEUTSCH		
VEILIGHEIDSVORZIENINGEN	SAFETY FEATURES	SICHERHEITSEINRICHTUNGEN		
Beschermhek	Scissor skirt	Schutzgitter	--	--
Daalbeveiliging	Descent safety	Senkschutz	●	●
Flitslampen	Flashing beacons	Blinkleuchten	●	●
Rij-alarm (akoestisch)	Drive alarm	Fahrwarnung (akustisch)	●	●
Nooddaalvoorziening	Emergency descent	Notsenkvorrichtung	●	●










NETERLANDS	ENGLISH	DEUTSCH		
TOEPASSING	APPLICATION	ANWENDUNG		
Voor gebruik in gesloten ruimten	Indoors	In geschlossenen Räumen	--	--
Voor gebruik buiten	Outdoors	Im Freien	●	●
Toelaatbare min. omgevingstemperatuur	Certified min. temperature	Zul. Tiefsttemperatur	-15°C	-15°C

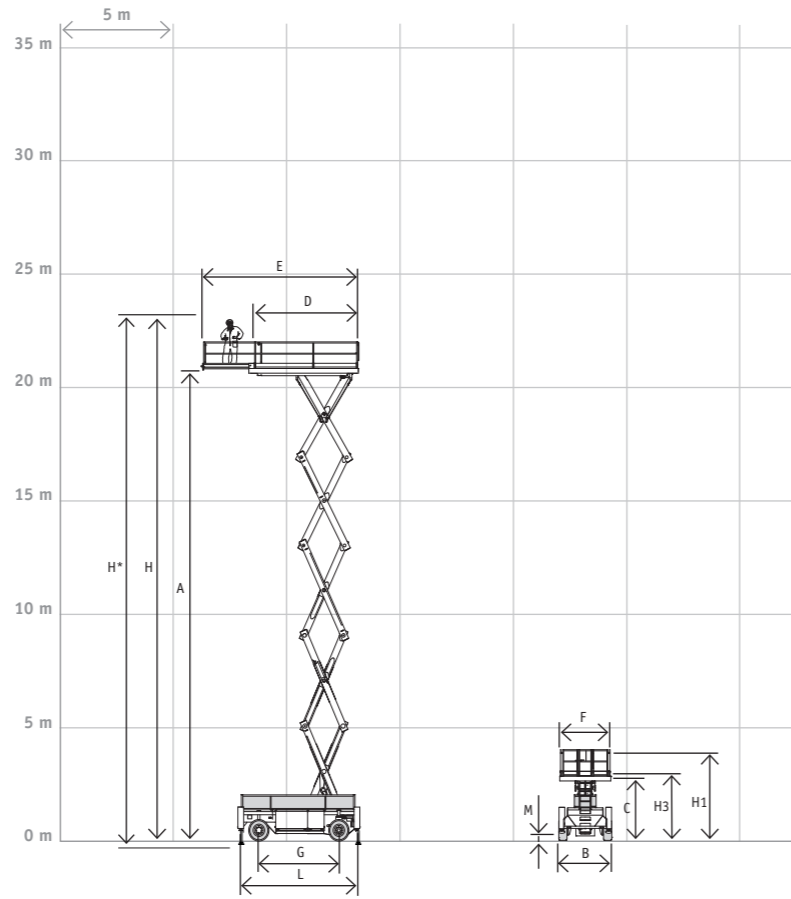
NETERLANDS	ENGLISH	DEUTSCH		
OPTIES	OPTIONS	OPTIONEN		
Besturing met snelsluitstekker	Controlbox with quick disconnect	Plattformsteuerung mit Schnellstecker	●	●
Urenteller	Hourmeter	Stundenzähler	●	●
230V voorziening op platform	230V supply on platform	230V Versorgung an der Plattform	●	●
Generator 230V	Generator 230V	Generator 230V	○	○
Rijden op volle hoogte	Driving at full height	Fahren in voller Höhe	●	●
Rijden, proportioneel	Driving, proportional	Fahren, proportional	●	●
Sperfunctie	Differential lock	Differentialsperre	●	●
Vierwiel aandrijving (4WD)	Four wheel drive (4WD)	Allradantrieb (4WD)	●	●
Pendelas (P)	Oscillating axle (P)	Pendelachse (P)	●	●
Nivelleerstempels (N)	Levelling jacks (N)	Nivellierstützen (N)	●	●
Smeersysteem Easy Lube	Lubrication system Easy Lube	Schmiersystem Easy Lube	○	●
Smeersysteem Auto Lube	Lubrication system Auto Lube	Schmiersystem Auto Lube	○	○

NETERLANDS	ENGLISH	DEUTSCH		
VEILIGHEIDSVORZIENINGEN	SAFETY FEATURES	SICHERHEITSEINRICHTUNGEN		
Beschermhek	Scissor skirt	Schutzgitter	●	●
Daalbeveiliging	Descent safety	Senkschutz	--	--
Flitslampen	Flashing beacons	Blinkleuchten	○	○
Rij-alarm (akoestisch)	Drive alarm	Fahrwarnung (akustisch)	●	●
Nooddaalvoorziening	Emergency descent	Notsenkvorrichtung	●	●










NETERLANDS	ENGLISH	DEUTSCH		
TOEPASSING	APPLICATION	ANWENDUNG		
Voor gebruik in gesloten ruimten	Indoors	In geschlossenen Räumen	--	--
Voor gebruik buiten	Outdoors	Im Freien	●	●
Toelaatbare min. omgevingstemperatuur	Certified min. temperature	Zul. Tiefsttemperatur	-15°C	-15°C

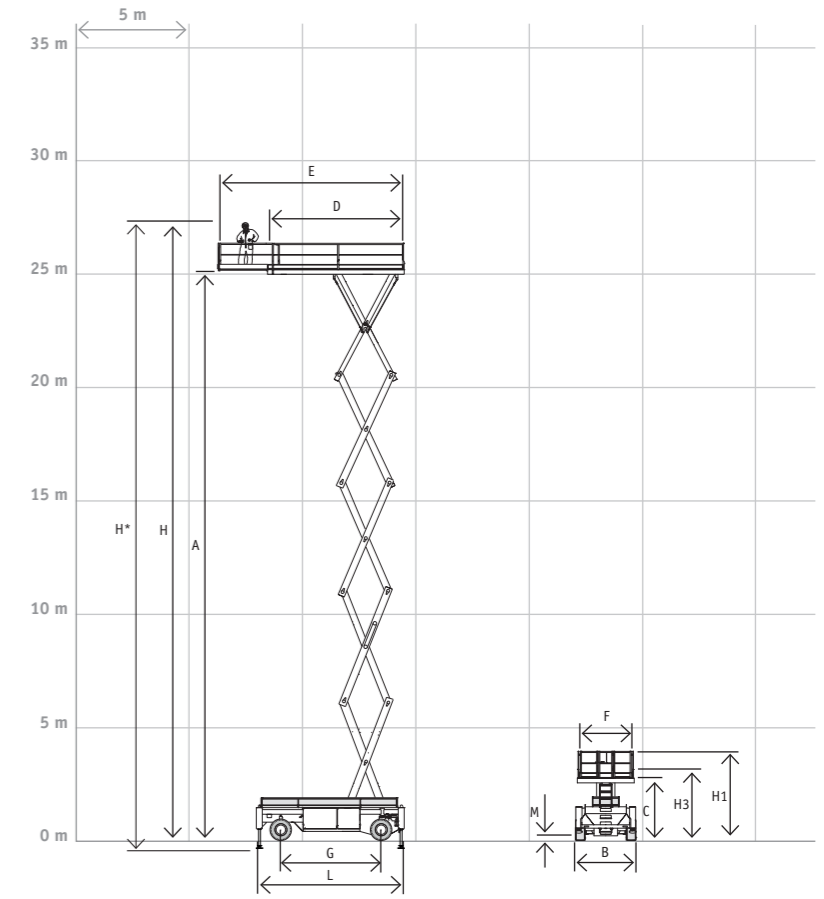
# HL-235 D25

KENMERKEN / FEATURES / MARKMALE	
HL-235 D25 4WD/P/N	
H (max.)	± 23.00 m
H* (max.)	± 23.20 m
A (max.)	± 21.00 m
C (min.)	2.85 m
DxF (min.)	5.22 x 2.40 m
ExF (max.)	7.32 x 2.40 m
H1	4.01 m
H3	3.10 m
LxB	5.75 x 2.49 m
G	3.76 m
M	290 mm
Ø D	± 6.98 m
 (max.)	1.000 kg (4 pers. + 680kg)
 (max.)	1.000 kg (4 pers. + 680kg)
 (sec.)	120/105 sec.
	2.5 km/h
	0.5 km/h
	14 x 17.5 - 14
 (max.)	± 30%
	Diesel 42 kW
 KG	17.950 kg












# HL-275 D25

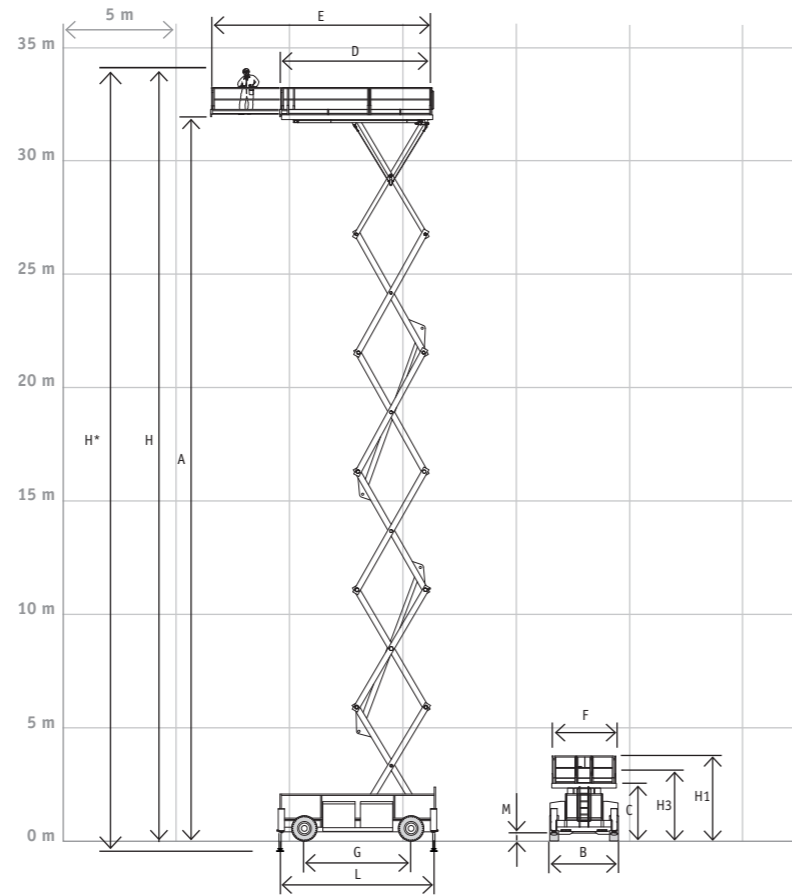
KENMERKEN / FEATURES / MARKMALE	
HL-275 D25	
H (max.)	± 27.20 m
H* (max.)	± 27.50 m
A (max.)	± 25.20 m
C (min.)	2.75 m
DxF (min.)	6.15 x 2.35 m
ExF (max.)	8.25 x 2.35 m
H1	3.89 m
H3	3.13 m
LxB	6.57 x 2.50 m
G	4.50 m
M	195 mm
Ø D	± 8.18 m
 (max.)	1.000 kg (4 pers. + 680kg)
 (max.)	1.000 kg (4 pers. + 680kg)
 (sec.)	120/105 sec.
	4.2 km/h
	0.5 km/h
	15 x 19.5
 (max.)	± 30%
	Diesel 42 - 55 kW
 KG	22.670 kg



NEDERLANDS	ENGLISH	DEUTSCH	
OPTIES	OPTIONS	OPTIONEN	
Besturing met snelsluitstekker	Controlbox with quick disconnect	Plattformsteuerung mit Schnellstecker	●
Urenteller	Hourmeter	Stundenzähler	●
230V voorziening op platform	230V supply on platform	230V Versorgung an der Plattform	●
Generator 230V	Generator 230V	Generator 230V	○
Rijden op volle hoogte	Driving at full height	Fahren in voller Höhe	●
Rijden, proportioneel	Driving, proportional	Fahren, proportional	●
Sperfunctie	Differential lock	Differentialsperre	●
Vierwiel aandrijving (4WD)	Four wheel drive (4WD)	Allradantrieb (4WD)	●
Pendelas (P)	Oscillating axle (P)	Pendelachse (P)	●
Nivelleerstempels (N)	Levelling jacks (N)	Nivellierstützen (N)	●
Smeersysteem Easy Lube	Lubrication system Easy Lube	Schmiersystem Easy Lube	●
Smeersysteem Auto Lube	Lubrication system Auto Lube	Schmiersystem Auto Lube	○
VEILIGHEIDSVORZIENINGEN	SAFETY FEATURES	SICHERHEITSEINRICHTUNGEN	
Beschermhek	Scissor skirt	Schutzgitter	●
Daalbeveiliging	Descent safety	Senkschutz	--
Flitslampen	Flashing beacons	Blinkleuchten	○
Rij-alarm (akoestisch)	Drive alarm	Fahrwarnung (akustisch)	●
Nooddaalvoorziening	Emergency descent	Notsenkvorrichtung	●
TOEPASSING	APPLICATION	ANWENDUNG	
Voor gebruik in gesloten ruimten	Indoors	In geschlossenen Räumen	--
Voor gebruik buiten	Outdoors	Im Freien	●
Toelaatbare min. omgevingstemperatuur	Certified min. temperature	Zul. Tiefsttemperatur	-15°C






NEDERLANDS	ENGLISH	DEUTSCH	
OPTIES	OPTIONS	OPTIONEN	
Besturing met snelsluitstekker	Controlbox with quick disconnect	Plattformsteuerung mit Schnellstecker	●
Urenteller	Hourmeter	Stundenzähler	●
230V voorziening op platform	230V supply on platform	230V Versorgung an der Plattform	●
Generator 230V	Generator 230V	Generator 230V	○
Rijden op volle hoogte	Driving at full height	Fahren in voller Höhe	●
Rijden, proportioneel	Driving, proportional	Fahren, proportional	●
Heffen, proportioneel	Lifting, proportional	Heben, proportional	●
Sperfunctie	Differential lock	Differentialsperre	●
Vierwiel aandrijving (4WD)	Four wheel drive (4WD)	Allradantrieb (4WD)	●
Pendelas (P)	Oscillating axle (P)	Pendelachse (P)	●
Nivelleerstempels (N)	Levelling jacks (N)	Nivellierstützen (N)	●
Smeersysteem Easy Lube	Lubrication system Easy Lube	Schmiersystem Easy Lube	●
Smeersysteem Auto Lube	Lubrication system Auto Lube	Schmiersystem Auto Lube	○
VEILIGHEIDSVORZIENINGEN	SAFETY FEATURES	SICHERHEITSEINRICHTUNGEN	
Beschermhek	Scissor skirt	Schutzgitter	●
Daalbeveiliging	Descent safety	Senkschutz	--
Flitslampen	Flashing beacons	Blinkleuchten	○
Rij-alarm (akoestisch)	Drive alarm	Fahrwarnung (akustisch)	●
Nooddaalvoorziening	Emergency descent	Notsenkvorrichtung	●
TOEPASSING	APPLICATION	ANWENDUNG	
Voor gebruik in gesloten ruimten	Indoors	In geschlossenen Räumen	--
Voor gebruik buiten	Outdoors	Im Freien	●
Toelaatbare min. omgevingstemperatuur	Certified min. temperature	Zul. Tiefsttemperatur	-15°C

KENMERKEN / FEATURES / MARKMALE	
HL-340 D30 4WDS/N	
H (max.)	± 33.50 m
H* (max.)	± 33.70 m
A (max.)	± 31.50 m
C (min.)	± 2.47 m
DxF (min.)	6.66 x 2.80 m
ExF (max.)	9.66 x 2.80 m
H1	3.63 m
H3	2.87 m
LxB	7.02 x 2.98 m
G	4.63 m
M	360 mm
∅ D	± 7.70 m
 (max.)	1000 kg (4 pers. + 680kg)
 (max.)	1000 kg (4 pers. + 680kg)
 (sec.)	180/240 sec.
	2.6 km/h
	0.5 km/h
	15 x 22.5
 (max.)	± 25%
	Diesel 42 - 55 kW
 KG	31.570 kg



NEDERLANDS	ENGLISH	DEUTSCH	
<b>OPTIES</b>	<b>OPTIONS</b>	<b>OPTIONEN</b>	
Besturing met snelsluitstekker	Controlbox with quick disconnect	Plattformsteuerung mit Schnellstecker	●
Urenteller	Hourmeter	Stundenzähler	●
230V voorziening op platform	230V supply on platform	230V Versorgung an der Plattform	●
Generator 230V	Generator 230V	Generator 230V	○
Rijden op volle hoogte	Driving at full height	Fahren in voller Höhe	●
Rijden, proportioneel	Driving, proportional	Fahren, proportional	●
Heffen, proportioneel	Lifting, proportional	Heben, proportional	●
Sperfunctie	Differential lock	Differentialsperre	●
Vierwiel aandrijving (4WD)	Four wheel drive (4WD)	Allradantrieb (4WD)	●
Vierwielstuur (S)	Four wheel steering (S)	Allradlenkung (S)	●
Nivelleerstempels (N)	Levelling jacks (N)	Nivellierstützen (N)	●
Smeersysteem Auto Lube	Lubrication system Auto Lube	Schmiersystem Auto Lube	●
<b>VEILIGHEIDSVORZIENINGEN</b>	<b>SAFETY FEATURES</b>	<b>SICHERHEITSEINRICHTUNGEN</b>	
Beschermhek	Scissor skirt	Schutzgitter	●
Daalbeveiliging	Descent safety	Senkschutz	--
Rij-alarm (akoestisch) + zwaailichten	Drive alarm + rotating beacon	Fahrwarnung (akustisch) + rundumleuchte	●
Nooddaalvoorziening	Emergency descent	Notsenkvorrichtung	●
<b>TOEPASSING</b>	<b>APPLICATION</b>	<b>ANWENDUNG</b>	
Voor gebruik in gesloten ruimten	Indoors	In geschlossenen Räumen	--
Voor gebruik buiten	Outdoors	Im Freien	●
Toelaatbare min. omgevingstemperatuur	Certified min. temperature	Zul. Tiefsttemperatur	-15°C

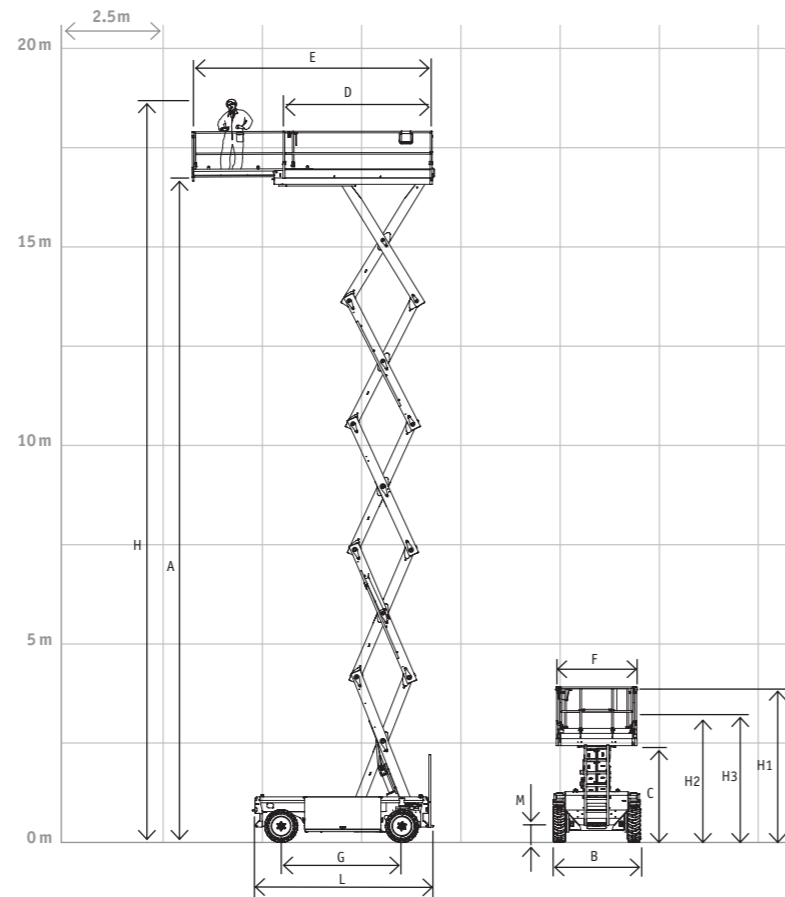
Hybrid technology allows for emission-free operation using both diesel and electrical drive together for optimal and strong performance. Our hybrid scissor lifts enable customers to complete the entire project using one single machine. Suitable for both indoor and outdoor activities with a working height up to 27.5 m (90 ft) and lifting capacity up to 1.000 kg (2205 lbs). This prize winning technology ensures an increase of battery life up to 30% and maximum workplace efficiency while saving our environment from emission. When needed, both engines can be used separately, providing maximum flexibility.

-  Suitable for indoor and outdoor jobs
-  Working height up to 27.5 m (90 ft)
-  Lifting capacity up to 1.000 kg (2205 lbs)
-  Can be moved with loads while fully extended
-  Optional Track and Trace system



# HL-160 H20 / HL-190 H20

KENMERKEN / FEATURES / MARKMALE		
	HL-160 H20 4WD/P/N	HL-190 H20 4WD/P/N
H (max.)	± 15.70 m - 15.90 m (N)	± 18.60 m - 18.80 m (N)
A (max.)	± 13.70 m - 13.90 m (N)	± 16.60 m - 16.80 m (N)
C (min.)	± 2.10 m	± 2.36 m
DxF (min.)	4.07 x 1.85 m	4.07 x 1.85 m
ExF (max.)	6.07 x 1.85 m	6.07 x 1.85 m
H1	3.26 m	3.53 m
H2	2.45 m	2.72 m
H3	2.49 m	2.76 m
LxB	4.57 - 4.67 (N) x 2.0 m	4.57 - 4.67 (N) x 2.0 m
G	3.05 m	3.05 m
M	244 mm	244 mm
∅ D	± 4.03 m - 4.21 m (N)	± 4.03 m - 4.21 m (N)
∅ R	± 0.00 m	± 0.00 m
	750 kg (2 pers. + 590kg)	550 kg (2 pers. + 390kg)
	750 kg (2 pers. + 590kg)	550 kg (2 pers. + 390kg)
	52/43 sec.	62/53 sec.
	3.0 km/h	3.0 km/h
	1.2 km/h (≤8m)	1.2 km/h (≤8m)
	33 x 12 - 20	33 x 12 - 20
	± 25%	± 25%
	420 Ah/k5/48 V	420 Ah/k5/48 V
	Hybride 38 kW	Hybride 38 kW
	9.050 kg (4WD/P/N)	9.930 kg (4WD/P/N)



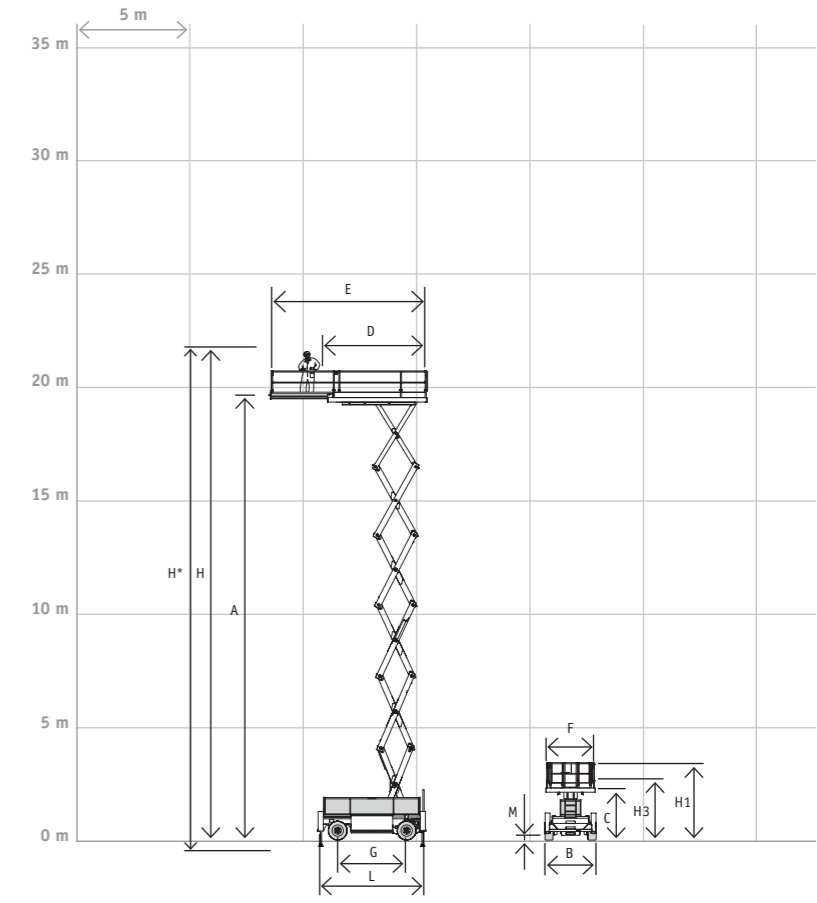
NETERLANDS	ENGLISH	DEUTSCH		
OPTIES	OPTIONS	OPTIONEN		
Besturing met snelsluitstekker	Controlbox with quick disconnect	Plattformsteuerung mit Schnellstecker	●	●
Urenteller	Hourmeter	Stundenzähler	●	●
230V voorziening op platform	230V supply on platform	230V Versorgung an der Plattform	●	●
Generator 230V	Generator 230V	Generator 230V	○	○
Rijden op volle hoogte	Driving at full height	Fahren in voller Höhe	●	●
Rijden, proportioneel	Driving, proportional	Fahren, proportional	●	●
Heffen, proportioneel	Lifting, proportional	Heben, proportional	●	●
Sperfunctie	Differential lock	Differentialsperre	●	●
Vierwiel aandrijving (4WD)	Four wheel drive (4WD)	Allradantrieb (4WD)	●	●
Pendelas (P)	Oscillating jacks (P)	Pendelachse (P)	●	●
Nivelleerstempels (N)	Levelling jacks (N)	Nivellierstützen (N)	●	●
Smeersysteem Easy Lube	Lubrication system Easy Lube	Schmiersystem Easy Lube	○	○
Smeersysteem Auto Lube	Lubrication system Auto Lube	Schmiersystem Auto Lube	○	○

VEILIGHEIDSVORZIENINGEN	SAFETY FEATURES	SICHERHEITSEINRICHTUNGEN		
Beschermhek	Scissor skirt	Schutzgitter	--	--
Daalbeveiliging	Descent safety	Senkschutz	●	●
Flitslampen	Flashing beacons	Blinkleuchten	●	●
Rij-alarm (akoestisch)	Drive alarm	Fahrwarnung (akustisch)	●	●
Nooddalvoorziening	Emergency descent	Notsenkvorrichtung	●	●

TOEPASSING	APPLICATION	ANWENDUNG		
Voor gebruik in gesloten ruimten	Indoors	In geschlossenen Räumen	●	●
Voor gebruik buiten	Outdoors	Im Freien	●	●
Toelaatbare min. omgevingstemperatuur	Certified min. temperature	Zul. Tiefsttemperatur	-15°C	-15°C

# HL-220 H25

KENMERKEN / FEATURES / MARKMALE	
	HL-220 H25 4WD/P/N
H (max.)	± 21.70 m
H* (max.)	± 21.90 m
A (max.)	± 19.70 m
C (min.)	± 2.49 m
DxF (min.)	4.50 x 2.30 m
ExF (max.)	7.00 x 2.30 m
H1	3.65 m
H3	2.88 m
LxB	4.84 x 2.44 m
G	3.08 m
M	165 mm
∅ D	± 4.90 m
	750 kg (4 pers. + 430kg)
	750 kg (4 pers. + 430kg)
	95/45 sec.
	2.8 km/h
	0.5 km/h
	33 x 15.5 - 16.5
	± 30%
	630 Ah/k5/48 V
	Hybride 40 kW
	12.920 kg



NETERLANDS	ENGLISH	DEUTSCH		
OPTIES	OPTIONS	OPTIONEN		
Besturing met snelsluitstekker	Controlbox with quick disconnect	Plattformsteuerung mit Schnellstecker	●	●
Urenteller	Hourmeter	Stundenzähler	●	●
230V voorziening op platform	230V supply on platform	230V Versorgung an der Plattform	○	○
Generator 230V	Generator 230V	Generator 230V	○	○
Rijden op volle hoogte	Driving at full height	Fahren in voller Höhe	●	●
Rijden, proportioneel	Driving, proportional	Fahren, proportional	●	●
Heffen, proportioneel	Lifting, proportional	Heben, proportional	●	●
Sperfunctie	Differential lock	Differentialsperre	●	●
Vierwiel aandrijving (4WD)	Four wheel drive (4WD)	Allradantrieb (4WD)	●	●
Pendelas (P)	Oscillating axle (P)	Pendelachse (P)	●	●
Nivelleerstempels (N)	Levelling jacks (N)	Nivellierstützen (N)	●	●
Smeersysteem Easy Lube	Lubrication system Easy Lube	Schmiersystem Easy Lube	●	●
Smeersysteem Auto Lube	Lubrication system Auto Lube	Schmiersystem Auto Lube	○	○

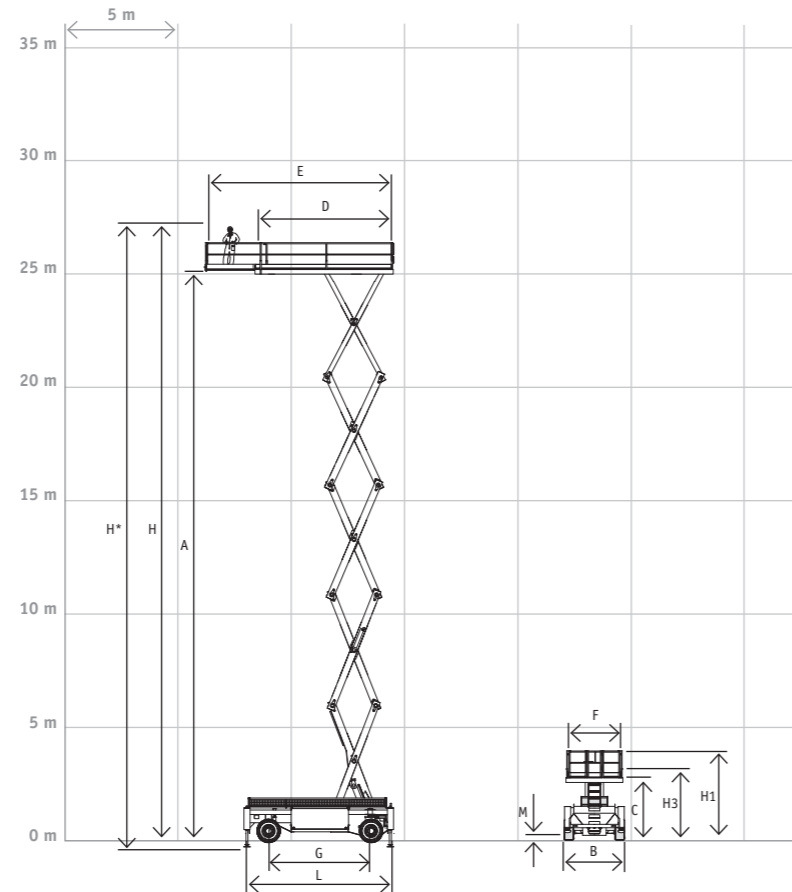
VEILIGHEIDSVORZIENINGEN	SAFETY FEATURES	SICHERHEITSEINRICHTUNGEN		
Beschermhek	Scissor skirt	Schutzgitter	●	●
Daalbeveiliging	Descent safety	Senkschutz	--	--
Flitslampen	Flashing beacons	Blinkleuchten	○	○
Rij-alarm (akoestisch)	Drive alarm	Fahrwarnung (akustisch)	●	●
Nooddalvoorziening	Emergency descent	Notsenkvorrichtung	●	●

TOEPASSING	APPLICATION	ANWENDUNG		
Voor gebruik in gesloten ruimten	Indoors	In geschlossenen Räumen	●	●
Voor gebruik buiten	Outdoors	Im Freien	●	●
Toelaatbare min. omgevingstemperatuur	Certified min. temperature	Zul. Tiefsttemperatur	-15°C	-15°C

# HL-275 H25

KENMERKEN / FEATURES / MARKMALE

	HL-275 H25 4WD/P/N
H (max.)	± 27.2 m
H* (max.)	± 27.5 m
A (max.)	± 25.2 m
C (min.)	± 2.75 m
DxF (min.)	6.15 x 2.35 m
ExF (max.)	8.25 x 2.35 m
H1	3.89 m
H3	3.13 m
LxB	6.57 x 2.50 m
G	4.50 m
M	195 mm
∅ D	± 8.18 m
	1.000 kg (4 pers. + 680kg)
	1.000 kg (4 pers. + 680kg)
	120/105 sec.
	3.0 km/h
	0.5 km/h
	15 x 19.5
	± 25%
	840 Ah/k5/80 V
	Hybride 48 kW
	24.980 kg



NEDERLANDS      ENGLISH      DEUTSCH

OPTIES	OPTIONS	OPTIONEN	
Besturing met snelsluitstekker	Controlbox with quick disconnect	Plattformsteuerung mit Schnellstecker	●
Urenteller	Hourmeter	Stundenzähler	●
230V voorziening op platform	230V supply on platform	230V Versorgung an der Plattform	●
Generator 230V	Generator 230V	Generator 230V	●
Rijden op volle hoogte	Driving at full height	Fahren in voller Höhe	●
Rijden, proportioneel	Driving, proportional	Fahren, proportional	●
Heffen, proportioneel	Lifting, proportional	Heben, proportional	●
Sperfunctie	Differential lock	Differentialsperre	●
Vierwielaandrijving (4WD)	Four wheel drive (4WD)	Allradantrieb (4WD)	●
Pendelas (P)	Oscillating axle (P)	Pendelachse (P)	●
Nivelleerstempels (N)	Levelling jacks (N)	Nivellierstützen (N)	●
Smeersysteem Easy Lube	Lubrication system Easy Lube	Schmiersystem Easy Lube	●
Smeersysteem Auto Lube	Lubrication system Auto Lube	Schmiersystem Auto Lube	○

VEILIGHEIDSVORZIENINGEN      SAFETY FEATURES      SICHERHEITSEINRICHTUNGEN

Beschermhek	Scissor skirt	Schutzgitter	●
Daalbeveiliging	Descent safety	Senkschutz	--
Flitslampen	Flashing beacons	Blinkleuchten	○
Rij-alarm (akoestisch)	Drive alarm	Fahrwarnung (akustisch)	●
Nooddaalvoorziening	Emergency descent	Notsenkvorrichtung	●

TOEPASSING      APPLICATION      ANWENDUNG

Voor gebruik in gesloten ruimten	Indoors	In geschlossenen Räumen	●
Voor gebruik buiten	Outdoors	Im Freien	●
Toelaatbare min. omgevingstemperatuur	Certified min. temperature	Zul. Tiefsttemperatur	-15°C







**Holland Lift International bv**

t: +31 (0) 229 285 555

e: [info@hollandlift.com](mailto:info@hollandlift.com)

[www.hollandlift.com](http://www.hollandlift.com)

© 2019, Holland Lift International B.V. All rights reserved.  
Designs and specifications may change without prior notice.